



inserts:		page
CK	3 poles + ⊕	36
CK	4 poles + ⊕	36
CKS	3 poles + ⊕	37
CKS	4 poles + ⊕	37
CD	8 poles	40
CQ	5 poles + ⊕	63
CQ	12 poles + ⊕	62

overall dimensions:
21 x 21 mm

bulkhead housings

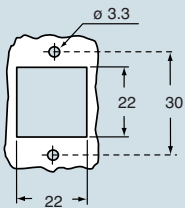


angled bulkhead housings



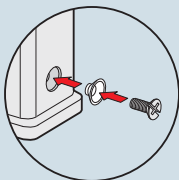
description	part No.	part No. (entry - Pg 11)	part No. (entry - M 20)
with lever in galvanised steel ¹⁾ with stainless steel lever ¹⁾	CKA 03 I CKAX 03 I		
without cable gland outlet, lever in galvanised steel ¹⁾ without cable gland outlet, stainless steel lever ¹⁾		CKA 03 IA CKAX 03 IA	
with threaded entry, lever in galvanised steel ¹⁾ with threaded entry, stainless steel lever ¹⁾ with threaded entry, lever in galvanised steel ¹⁾ , bottom closed with threaded entry, stainless steel lever ¹⁾ , bottom closed		CKA 03 IAPS CKAX 03 IAPS CKA 03 APS CKAX 03 APS	MKA IAP20 MKAX IAP20 MKA AP20 MKAX AP20
seal and screw kit for IP66/IP67 ²⁾ for CK, CQ 05, CKS inserts	CKR 65	CKR 65	
seal and screw kit for IP66/IP67 ²⁾ for CD 07/08 inserts	CKR 65 D	CKR 65 D	

panel cut-out for enclosures, in mm



- 1) enclosures with IP44 degree of protection.
- 2) To achieve the IP66/IP67 protection rating, a kit is available which includes a seal to be fitted under the insert fastening screw supplied with the kit (see example illustrated), instead of the screw with spring washer supplied with the insert

Note:
The CQ 12 inserts are already fitted with seal and screw, allowing IP66/IP67 protection rating to be achieved.

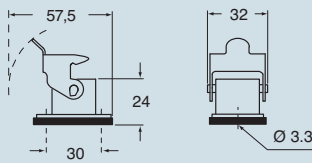


ILME® Type 12
Type 4/4X only
with CKR 65 (D)

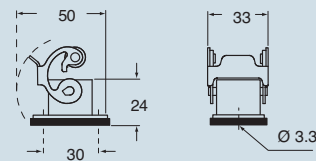
dimensions shown are not binding
and may be changed without notice

dimensions in mm

CKA I

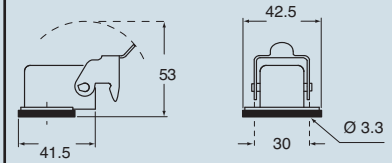


CKAX I

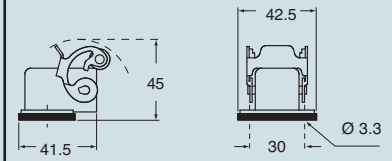


dimensions in mm

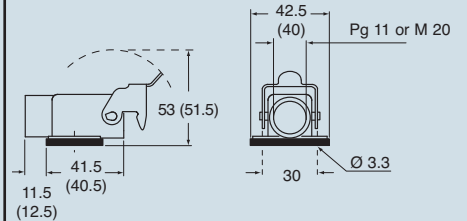
CKA IA



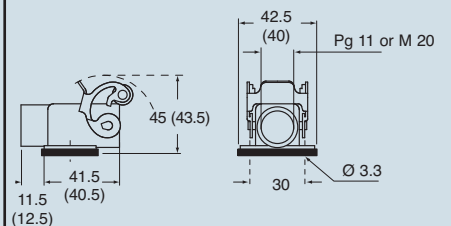
CKAX IA



CKA IAPS (CKA APS) and MKA IAP (MKA AP)



CKAX IAPS (CKAX APS) and MKAX IAP (MKAX AP)



size 21.21